

# Google Classroom—How children complete assignments



1. Go to [classroom.google.com/u](https://classroom.google.com/u) (on an tablet, download the Google Classroom app!)
2. Log in using your email username, followed by [@barnfield.barnetmail.net](mailto:@barnfield.barnetmail.net), e.g.

Google  
Sign in  
Use your Google Account

Email or phone  
alif643.302@barnfield.barnetmail.net

[Forgot email?](#)

Not your computer? Use Guest mode to sign in privately.  
[Learn more](#)

[Create account](#) [Next](#)

3. Click “Next”.
4. Type in your email password and click “Next”:

Google  
Welcome

alif643.302@barnfield.barnetmail.net

Enter your password  
.....

[Forgot password?](#) [Next](#)

5. Click “Continue”:

Google Classroom  
Classroom helps classes communicate, save time, and stay organized.  
[Learn more](#)

Furat alif643.302@barnfield.barnet...

[CONTINUE](#)

By joining, you agree to share contact information with people in your class. [Learn more](#)

6. Click “I’m a student”:

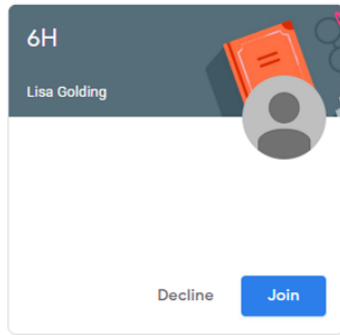
Pick your role

I'M A STUDENT

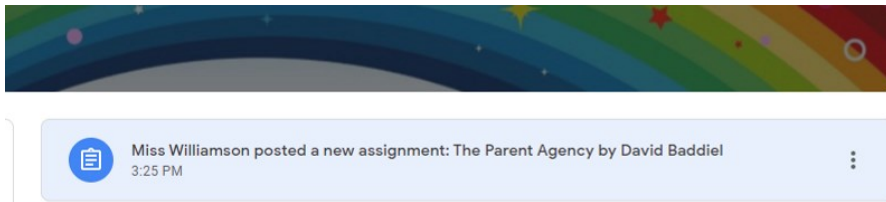
I'M A TEACHER

7. Click “Join”:

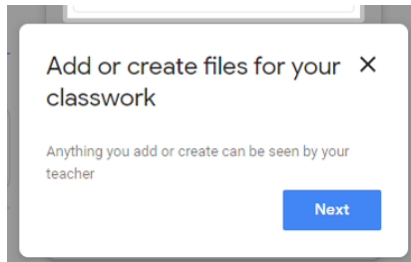
Google Classroom



8. Click on the assignment:



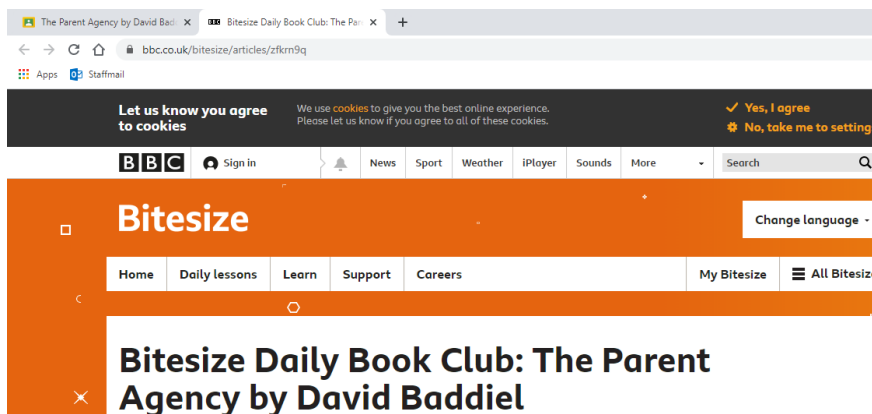
9. Close the pop-up by clicking the “x”:



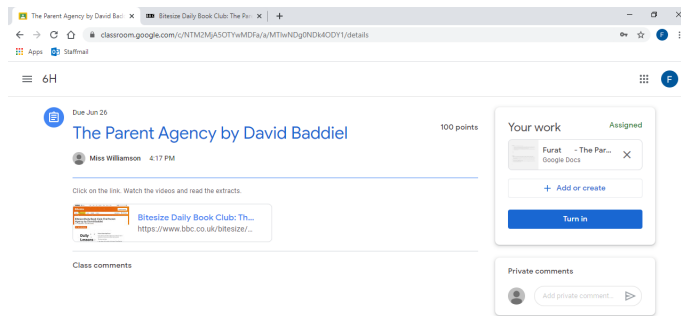
10. Click on the link, e.g. “Bitesize Daily Book Club”:



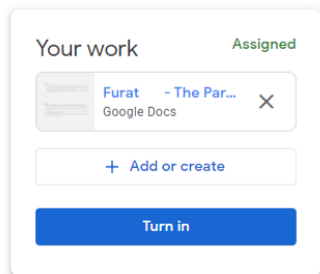
11. The link will appear in a new tab—Watch the videos and read the information:



## 12. Click back on your original tab:



## 13. Click on the Google Doc under “Your Work”:



## 14. Complete the task:

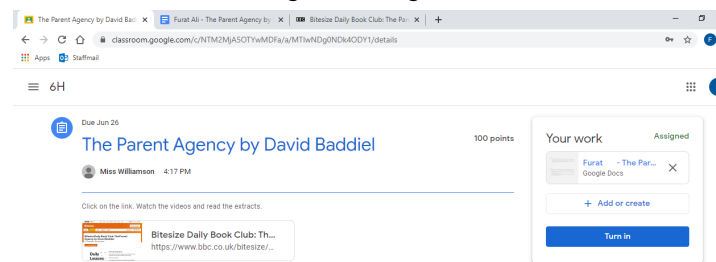
### **The Parent Agency by David Baddiel**

#### Activity 1

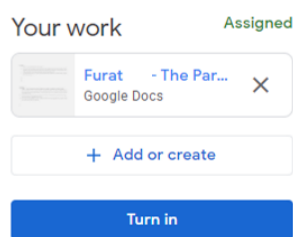
1. Read or watch the first extract again.
2. If you had to identify the top five things that happened in this extract what would they be? Skim and scan the extract and consider which events or findings are the most important. You may have more than five to start with.
3. Decide which things are most important and then write a list of the five key points from extract one.

1. I read the extract.
2. Barry wanted to go in an Aston Martin.

## 15. Click back on your original tab:



## 16. Click “Turn in”:



## 17. Click “Turn in”:

### Turn in your work?

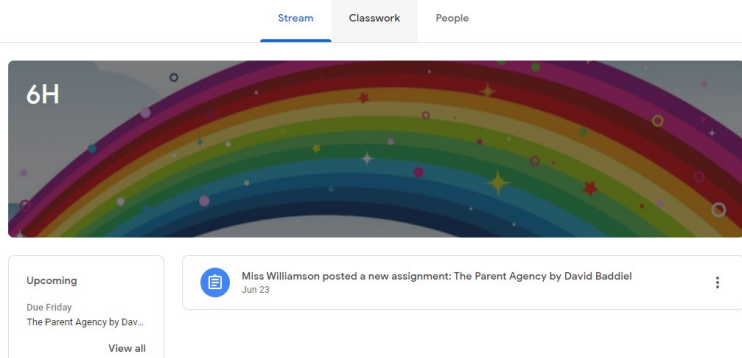
1 attachment will be submitted for "The Parent Agency by David Baddiel".

Furat - The Parent Agency by David Baddiel

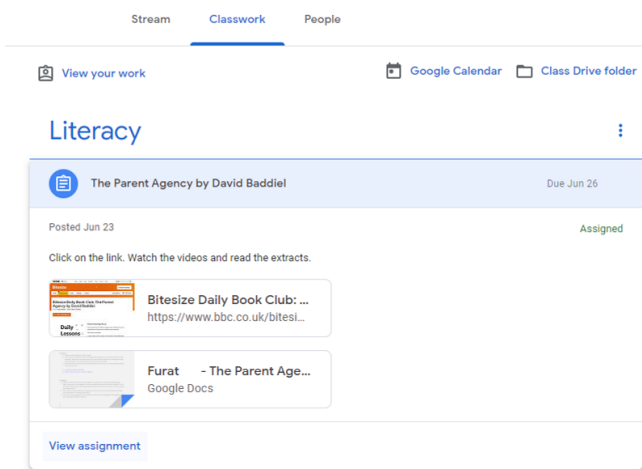
Cancel Turn in

# Google Classroom—How children view their grades

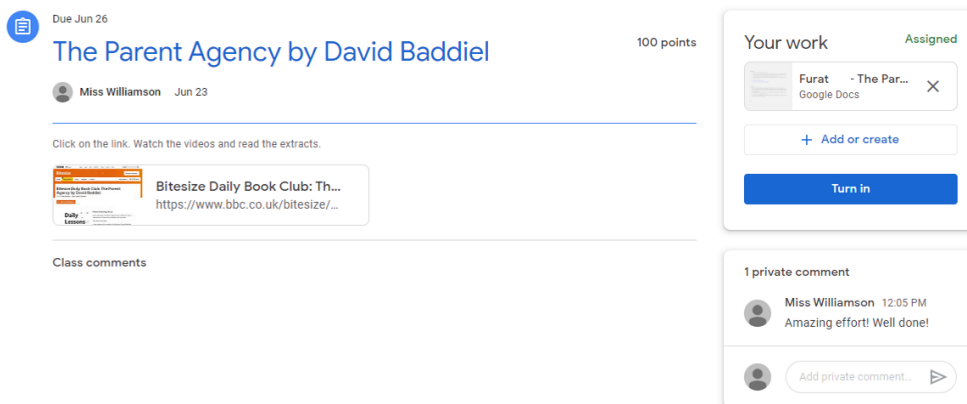
1. Click on “Classwork”:



2. Click on the assignment name, then “View assignment”:

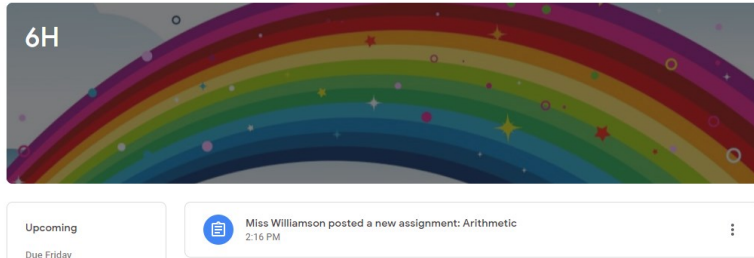


3. Your grade and teacher’s comment appears as below:

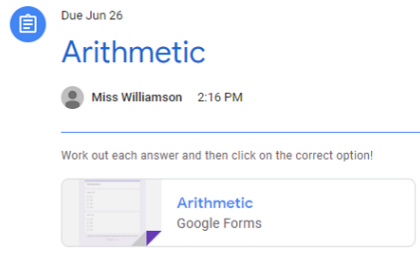


# Google Classroom—How children complete quizzes

1. Click on the assignment:



2. Click on the Google Form:



3. Complete the quiz and click “Submit”:

1.  $6000 + 90 =$

690

6900

6009

6090

---

2.  $8275 + 82 =$

8347

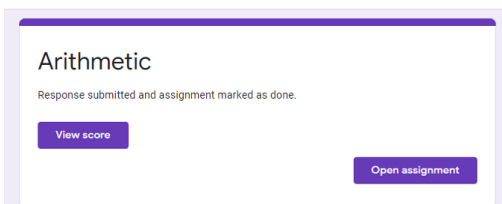
8257

8357

8717

Send me a copy of my responses.

4. Click on “View score”:



5. Check your results:

Arithmetic Total points 1/2

The respondent's email address (alif643.302@barnfield.barnetmail.net) was recorded on submission of this form.

---

✓ 1.  $6000 + 90 =$  1/1

690

6900

6009

6090 ✓

---

✗ 2.  $8275 + 82 =$  0/1

8347

8257 ✗

8357

8717

Correct answer

8357